

**Agreed record of Conclusions of Fisheries Consultations between Norway and the
European Union on Electronic Exchange of catch and activity data**

Brussels, 14 November 2011

- 1 A European Union Delegation headed by Mr Bernardus KLOPPENBORG and a Norwegian Delegation headed by Mr Thord MONSEN met in Brussels on 26-27 September 2011 in order to review the Agreed Record of conclusion of Fisheries Consultation between Norway and the European Union on electronic exchange of catch and activity data of 26 November 2010.
- 2 In accordance with the Agreed Record dated 26 November 2010 the electronic exchange of catch and activity data between Norway and the European Union for all vessels above 15 meters should have been fully implemented by 1 July 2011.
- 3 The Delegations further agreed that vessels of any length shall be allowed to report catch and activity data electronically when fishing in the waters of the other party provided that the requirements in this Agreed Record are met.
- 4 The Delegations agreed that vessels not covered by this Agreed Record shall use the Flag State paper logbook when fishing in the waters of the other Party.
- 5 The Delegations agreed to recommend to their respective authorities to implement the provisions related to electronic exchange of catch and activity data between the European Union and Norway as outlined in this Agreed record. Format and data elements laid down in Annexes I and II and the related procedures in this agreed record shall apply according to the ERS format life cycle laid down in Annex IV of this agreed record.
- 6 **COMMON PRINCIPLES WHEN EXCHANGING DATA BETWEEN FMCs**
 - 6.1 Reports must be forwarded in accordance with the Flag state principle, meaning that catch and activity data must be submitted by the master to the Flag state of the vessel.
 - 6.2 All reports outlined in Annex I of this agreed record shall be forwarded by the Flag state FMC to the other party without undue delay (pushed).
 - 6.3 Additional catch and activity data shall be made available to the parties by using the pull principle. Procedures for pulling data will be further elaborated.
 - 6.4 The International radio call sign (RC) shall be the main identification of the vessel in the reports exchanged between FMCs.
 - 6.5 All recorded date and time elements in the reports should be given in UTC time.
 - 6.6 The Flag state FMC will add Header data elements to the ones already sent by the vessel as specified in Annex I to all reports before forwarding them to the to the Commission central node.



- 6.7 The Commission and the Norwegian FMC shall automatically issue a RET (Return) message as defined in Annex I for every report received. An electronic report sent in accordance with this agreed record is considered not to be received if the originator does not receive a RET message from the Commission or the Norwegian FMC, or the RET message from the Commission or the Norwegian FMC has the return status not acknowledged. The RN field of a return message shall be copied from the report checked. If the SQ field is used in the report this SQ shall also be copied from the report checked to the RET message. Similarly the RX field should be copied from the report into the RET message for cancellations or corrections.
- 6.8 Only acknowledged reports may be corrected or cancelled. If an FMC receives a correction for a report from another FMC this correction shall have a new RN (Record number). In addition the report should include the RN of the report to be corrected (RX). The report with the most recent RN is the valid report.
- 6.9 The Flag state shall monitor the reporting of vessels carrying its flag when in the waters of the other party.

7 ROUTING OF ELECTRONIC REPORTS

- 7.1 Norwegian vessels shall send their electronic reports to the Norwegian FMC which shall forward the reports to the Commission. The electronic reports shall be forwarded automatically by the Commission to the EU FMCs. The Commission will prepare and send the correct RET message back to the Norwegian FMC. Thereafter the Norwegian FMC shall forward the RET message from the Commission to the Norwegian vessel without undue delay.

NOR vessel <=> NOR FMC <=> Commission ==> EU Coastal state FMC
--

- 7.2 European Union vessels send their electronic reports via their Flag State FMC to the Commission which forwards them automatically to the Norwegian FMC. Norway will prepare and send the correct RET message back to the central node to be forwarded to the member state. Thereafter the Member states will forward the information contained in the RET message from the Norwegian FMC without undue delay to the vessel carrying its flag. Before this system is available (according to the ERS format life cycle) the Member states shall make the vessels carrying its flag aware of the information of the RET message from the Norwegian FMC without undue delay.

EU vessel <=> EU Flag state FMC <=> Commission <=> NOR FMC
--

- 7.3 When Norwegian, Swedish and Danish vessels are fishing outside 4 nautical miles of the baseline within an area of the Skagerrak and the northern Kattegat DCA reports containing catch and activity data from this area shall be exchanged in the agreed format (Annex I and II).
- 7.4 Where prior authorisation is required, this shall be handled within existing regulations. However, electronic submission of CON reports will be exchanged among Parties.



8 CATCH AND ACTIVITY REPORTS¹:

- 8.1 All electronic reports required under this reporting scheme (DEP, DCA, COE, TRA, POR, CON, COX, LAN and AUD) should be sent using the formats specified in Annex I. The Master of a vessel going to fish in the waters of the other party shall send the electronic reports one by one in accordance with time limits given in this Agreed Record.
- 8.2 The Master of a vessel intending to fish in the waters of the other party shall send a Catch on Entry (COE) report at the earliest 12 hours and at the latest 1 hour before crossing the border. This report may be cancelled
- 8.3 The Master of any vessel that has been granted a licence for fishing in the Norwegian Economic Zone north of 62°N shall send a COE report, at the earliest 24 hours and at the latest 12 hours prior to starting fishing operations in the zone.
- 8.4 After a Catch on Entry (COE) report has been acknowledged by RET message the Detailed Catch and Activity (DCA²) report must be sent every day before 23.59 UTC. Block B of the DCA report shall only be included for finalized fishing activities. The DCA report can be corrected. When fishing in the Norwegian Economic Zone the DCA report may only be corrected by the master of vessel until 12.00 UTC the day after. The DCA report shall also be sent prior to a:
- Catch on Exit (COX) report
 - Control Point/Area (CON) report
 - Inspection at sea (if requested by the Coastal state authorities)
 - Port report (POR)
- 8.5 The Master of any vessel that are engaged in trawling for fish for human consumption in the Economic Zone of Norway south of 62° N with a minimum mesh size of 120 mm and that choose to discontinue fishing less than four hours before leaving the Economic Zone, cf. point 8.9, shall, regardless of how long it is since the last report was sent, send a DCA report at the earliest six hours and at the latest four hours before leaving the Economic Zone.
- 8.6 When entering a port within the EU the master of a vessel shall send a Port report (POR) at the latest 4 hours before entering the port. When entering a port in Norway master of a vessel shall send a Port report (POR) 2 hours before entering the port. This report may be corrected or cancelled. When leaving a port of the other party a vessel shall send a Departure report (DEP) before departing the port. This report may be cancelled.
- 8.7 When taking part in transshipment at sea in Norwegian waters the master of a vessel shall send a Transshipment report (TRA). The master of a donor vessel shall send a TRA report no later than 24 hours before the transshipment takes place, master of a receiving vessel shall send this report no later than 1 hour after transshipment is completed. This report may be cancelled or corrected.

¹ Names of reports are chosen as similar as possible to the one existing in systems in use in international agreements.

² LOG as report name cannot be used since both parties have this report and the use differs.

- 8.8 Transshipment at sea is prohibited in the EU waters and may be performed only in ports. The master of a donor vessel shall send a Transshipment report (TRA) report not later than 4 hours before the transshipment takes place, the master of a receiving vessel shall send this report no later than 24 hours after the transshipment is completed. This report may be cancelled or corrected.
- 8.9 Before the vessel exits from the waters of the other party the master of a vessel shall send a Catch on Exit (COX) report. This report may be cancelled.
- 8.10 The Master of any vessel engaged in trawling for fish for human consumption in the Economic Zone of Norway south of 62° N with a minimum mesh size of 120 mm shall send a catch on exit (COX) report when fishing in the zone is discontinued and at the latest four hours before leaving the Economic Zone. The Master of any vessel that choose to discontinue fishing less than four hours before leaving the Economic Zone, cf. point 8.9, shall send an Catch on Exit (COX) report one hour before leaving the Economic Zone.
- 8.11 Where applicable the master of a vessel shall send a Control point/area report (CON) in accordance with time limits given by the other party. This report may be cancelled.
- 8.12 When landing catch into a European Union port the master of the vessel shall complete and submit a Landing declaration (LAN) according to the EU requirements for landing declarations
- 8.13 The Parties may after consultations decide on different time-limits than the above mentioned if this is found appropriate for management or control purposes for specific fisheries.
- 8.14 Norwegian, Danish and Swedish vessels fishing in Skagerrak and the northern Kattegat, cf. point 7.3, are exempted from the requirement to send catch on entry reports, cf. point 8.2 and catch on exit reports, cf. points 8.9 and 8.10.
- 8.15 If a report is marked by using the FM (FMC marking) data element in the header fields set out in Appendix 5 and the data content is correct the reports should not be rejected due to time limits set out in point 8.

9 FORMATS FOR DATA EXCHANGE BETWEEN FMCs

- 9.1 Data exchange between the FMCs must be conducted by using the reports with names and data elements as described in Annex I. Data exchange format between the vessel and the Flag State shall be established by the Flag state authorities
- 9.2 Pushing of these reports between the FMCs shall be done using XML and Web Services. Any changes to the format laid down in the Annex I and II to this Agreed record shall be done accordingly to the following ERS format life cycle laid down in Annex IV.
- 9.3 Technological changes that could affect the functioning of the data exchange system (e.g. moving towards a new version of SOAP) should also be discussed in the EU-NOR ERS working group along similar procedures as described above.

9.4 Requirements for XML reports

- 9.4.1 The data exchange shall be done using Web Services and HTTPS data exchange protocol.
- 9.4.2 The common agreed WSDL defines the contract for the operations to be used when exchanging data. The WSDL must adhere to WS-I Basic Profile 1.1 to enforce interoperability.
- 9.4.3 The common agreed XSD shall be used for partially validating the data.
- 9.4.4 The mandatory fields for fish quantities (OB, CA and KG) will be given as empty elements if there is nothing to declare (for example <element/>). These fields require a list of pair items (species, quantity), which would translate to an element/sub-element XML structure.
- 9.4.5 The RN (Record number) shall be crewsRN (CREWS - Common Regional ERS Web Services) and be the unique identifier of a report. The format shall be:

 XXXYYYYMMDDHHmmSSsss (sss – milliseconds) where the XXX will be the ISO-Alpha 3 country code. Each Party ensures that the RN they produce is unique.
- 9.4.6 TM will not be used as a code for message type. The message type will instead be given as an XML element instead of an XML attribute.
- 9.4.7 If the report is sent to correct a previous report the updateErs(ERS) must be used and if the report is sent to cancel a previous sent report the deleteErs(DEL) must be used. Return messages for corrections and deletions shall include RE/512 and RE/522, respectively. It is the chosen WSDL operation that indicates that the report is a cancellation or correction report.
- 9.4.8 All RE (return error number) values will be included within the return message. The RS field (ACK/NAK) will reflect the final decision taken during the report validation. Note that RE values may be given and the message may still contain ACK, in such cases the RE values may be considered ‘warnings’ or information.
- 9.4.9 The system shall validate incoming and outgoing reports against the crews xsd schema. If the incoming report does not validate, a SOAP fault should be returned within the session indicating that the report has not been handled.

10 PRINCIPLES USED WITH CORRECTIONS AND CANCELLATIONS

- 10.1 The flag state FMC must decide whether the correction or cancellation of a report from its vessel is accepted or not. Messages sent between FMCs to correct or cancel reports should not be rejected due to time limits (if a correction or cancellation is received it should be accepted if the data content is correct).
- 10.2 If the correction or cancellation is registered, altered or accepted by the flag state FMC the report should be marked by using the FM (FMC marking) data element in the header fields set out in Appendix 5.



- 10.3 If a report has been cancelled using the formats specified in Annex I and II a new report must be sent within the time limits given under point 8.

11 TESTING

- 11.1 The Delegations agreed to perform the tests of the implementation of the electronic reporting system before the real data exchange starts. Testing shall only be done in the acceptance environment.
- 11.2 The AUD report as described in Annex I can be used to test the connection between vessel, Flag state and other Parties. The AUD report is also meant to verify the connection between the FMCs if there are indications of transmission failure between the parties. The RET message is issued for each AUD.
- 11.3 The HEADER part of any report contains a test TE field. If the field is set the report should be considered a test report. TE field should only be used in the acceptance environment. The RETURN (RET) message replied to a received test report must also have the TE (test) field set to indicate that the message is a test response. Furthermore the Return message should have the RN number set, referencing the received test report. If the received test report is not acknowledged the RS should be set to NAK and a reason RE should be indicated.

12 FALLBACK PROCEDURES

- 12.1 **Equipment failure onboard vessel and/or transmission failure between vessel and its authority**
- 12.1.1 The Flag state authority shall notify the Coastal state authority about problems influencing the data exchange with a vessel and confirm that appropriate action has been taken to correct the problem.
- 12.1.2 Furthermore, the Flag state authority shall forward all required reports in the agreed digital form (Annex I and II) with high priority, but the normal time limits for fully electronic reporting might not be met. If required by the Coastal state data for specific vessels should be made available without undue delay. The reports should be marked by using the FM (FMC marking) data element in the header fields set out in Appendix 5.
- 12.1.3 A fishing vessel shall not leave a port following a technical failure or non-functioning of its electronic recording and reporting system before it is functioning to the satisfaction of the competent authorities of the Flag state or before it is otherwise authorized to leave by the competent authorities of the Flag state. In these cases the Flag state shall notify the Coastal state before it authorizes a vessel flying its flag to leave a port in the Coastal state.



12.2 Transmission failures between parties or system failures at one of the parties

- 12.2.1 When a party cannot send or receive electronic reports, it shall as soon as possible contact the single ERS contact points of the other parties to inform about the problem and if necessary cooperate on solving it.
- 12.2.2 On request of the Coastal state, data could as soon as possible be forwarded by some other agreed electronic means (secured FTP, Emailed zip file, etc.).
- 12.2.3 The Coastal state shall inform their patrol vessels/Coast Guard about transmission failures between the parties or system failures at one of the parties.
- 12.2.4 Once the system comes back to an operational mode, the missing messages (even when these have been sent to the Coastal states by other means) will be sent to the appropriate party in the agreed digital format (Annex I and II). In such cases the reports should be marked by using the FM data element in the header fields.
- 12.2.5 Contacts and back up contacts (if different from those in Annex III) should be established for a certain period of time, including full contact details in case of non response.

12.3 Maintenance at one of the FMCs

- 12.3.1 All maintenance operations that may affect data exchange must be notified, preferably at least 72 hours in advance and if possible the date and time period of the maintenance should be specified and communicated among the FMCs.
- 12.3.2 During maintenance, transmission operations may be put on hold until the system is back online. Once the system is back online, all held data should be transmitted immediately in the agreed digital format (Annex I and II).
- 12.3.3 During maintenance periods the fallback procedures for system failure apply



13 CONTACT POINT FOR ERS AT THE FMCs

- 13.1 The single ERS contact point list is given in Annex III. If the single contact point is changed this should be notified to other FMCs.

14 CHANGES AND UPDATES

- 14.1 Changes and updates of the Articles, Annexes and XSDs of this Agreed record compared to the previous Agreed record is described in the document "*Description of Changes in the Agreed Record between Norway and the European Union on Electronic Exchange of catch and activity data of 26 November 2010 to the Agreed Record between Norway and the European Union on Electronic Exchange of catch and activity data of 14 November 2011*"


Brussels, 14 November 2011

For the European Union Delegation




Bernardus KLOPPENBORG

For the Norwegian Delegation



Thord MONSEN



8

ANNEX I

DESCRIPTION OF DATA AND DATA FORMAT USED IN COMMUNICATION BETWEEN FMCs

Header data elements

Data Element:	Code:	Mandatory / Optional	Remarks:
Header fields provided by the FMC when forwarding the report.			
Test indicator	TE	O	The master can send test reports, but it is the FMC that should decide if such a report shall be forwarded. The presence of this field indicates that the message is a test report. Only to be used in the acceptance environment.
From	FR	M	The transmitting Party: Alpha-3 ISO country code and user assigned codes (Appendix 6)
Record Number	RN	M	Format as defined in point 9.4.5 of this agreed record
Record Date	RD	M	UTC date of transmission from the FMC (YYYYMMDD)
Record Time	RT	M	UTC time of transmission from the FMC (HHMM)
Previous record number	RX	M ³	In the case of a correction or cancellation, this field value will be the previous record number which shall be corrected or cancelled as defined in point 9.4.5 of this agreed record
FMC marking	FM	M ⁴	FMC marking as defined in Appendix 5
Header fields provided by the master and forwarded by the FMC			
Address	AD	M	Destination code XEU or NOR
Radio Call sign	RC	M	International radio call sign of the vessel
Internal Registration Number	IR	O	Internal registration number for European Union vessels (The identification for Norwegian vessels should only be the RC.)
Date	DA	M	UTC date of transmission from the vessel (YYYYMMDD)
Time	TI	M	UTC time of transmission from the vessel (HHMM)
Name of Master	MA	M	Name of master
Sequence number	SQ	O	Serial number of the report from the vessel to the coastal state in the relevant year
Type of Message	TM	M	3 letter code message type

³ Mandatory if a correction or cancellation to a previous message. Limitations for correcting or cancelling reports are listed in point 8 of this Agreed Record

⁴ Mandatory only in the situations described in Appendix 5

DEPARTURE FROM PORT REPORT – DEP

Format used in communication between FMCs

Data Element:	Code:	Mandatory / Optional	Remarks:
Header fields provided by the FMC when forwarding the report.			
Header fields provided by the master and forwarded by the FMC			
Type of Message	TM	M	message type, "DEP"
Elements below are specific for this report type, prepared by the master and forwarded by the FMC			
Port	PO	M	Code of port (ISO alpha-2 country code + 3 letter port code) based on the UN/LOCODE (the United Nations code for Trade and Transport Locations) http://www.unece.org/cefact/codesfortrade/codes_index.htm EU extended port codes list is available under the following URL: http://ec.europa.eu/fisheries/cfp/control/codes/index_en.htm
Departure Date	ZD	M	UTC date of the departure from port (YYYYMMDD)
Departure Time	ZT	M	UTC time of the departure from port (HHMM)
Catch onboard	OB	M	Quantity of species onboard when departing, in pairs as needed, FAO species code (SN). Live weight in kilograms (WT)
Vessel activity	AC	M	Predicted anticipated vessel activity as defined in the 'Main vessel activity' code set in Appendix 2
Gear definition	GE	M ⁵	Gear definition list given as a FAO gear code

⁵ Mandatory only if exiting a Community port and activity is Fishing

CATCH ON ENTRY REPORT - COE

Format used in communication between FMCs

Data Element:	Code:	Mandatory / Optional	Remarks:
Header fields provided by the FMC when forwarding the report.			
Header fields provided by the master and forwarded by the FMC			
Type of Message	TM	M	message type, "COE"
Elements below are specific for this report type, prepared by the master and forwarded by the FMC			
Quantity On Board species live weight	OB	M	quantity by species on board, in pairs as needed, FAO species code (SN) Live weight in kilograms (WT)
Latitude	LT	M	estimated latitude where the master intends to commence fishing in decimal format (WGS84)
Longitude	LG	M	estimated longitude where the master intends to commence fishing in decimal format (WGS84)
Predicted date	PD	M	estimated date UTC when the master intends to commence fishing (YYYYMMDD)
Predicted time	PT	M	estimated time UTC when the master intends to commence fishing (HHMM)
Directed species	DS	M ⁶	Planned directed species FAO species code (only one)
Relevant area	RA	M	The ICES Division where the master intends to commence fishing.

⁶ Mandatory only when starting to fish in Norwegian waters



DETAILED CATCH ACTIVITY REPORT – DCA

With possibilities to report on each fishing operation

Format used in communication between FMCs

Data Element:	Code:	Mandatory / Optional	Remarks:
Block A			This part has data for one day
Header fields provided by the FMC when forwarding the report.			
Header fields provided by the master and forwarded by the FMC			
Type of Message	TM	M	Message type, "DCA"
Elements below are specific for this report type, prepared by the master and forwarded by the FMC			
Activity	AC	M	Activity of the fishing vessel (See Appendix 2). Due to EU regulation as it is today, EU vessels will only be able to provide codes FIS or OTH.
Partner vessel	PA	M ⁷	The radio call sign of the partner fishing vessel if fishing in pair with another vessel

⁷ Mandatory if fishing in pair with another vessel

Block B			This part will be one for each fishing operation
Block Date	BD	M	Date for start of fishing operation (YYYYMMDD) in UTC
Block time	BT	M	Time for start of fishing operation (HHMM) in UTC
Start Latitude	LT	M	Latitude for start of fishing operation , decimal degrees (WGS84)
Start Longitude	LG	M	Longitude for start of fishing operation , decimal degrees (WGS84)
Start Zone	ZO	M	Zone where fishing started see Appendix 6: Alpha-3 ISO country code and user assigned codes and of LT /LG
Gear specification	GS	M ⁸	1 = single trawl 2 = twin trawl 3 = triple trawl 4 = more than a triple trawl
Fishing gear	GE	M	FAO gear code
Mesh size	ME	M ⁹	Mesh size of the fishing gear in millimetres (mm)
Gear problems	GP	M ¹⁰	1 = empty set 2 = net burst 3 = split 4 = broken meshes in the cod end (tear in cod end) 5 = lost gear 6 = other
End Latitude	XT	M	Latitude for end of fishing operation, decimal degrees (WGS84)
End Longitude	XG	M	Longitude for end of fishing operation, decimal degrees (WGS84)
Duration	DU	M	Duration of the fishing operation in minutes
Fishing operation (quantity of deployed gear)	FO	M ¹¹	Total number of hooks, total length of gillnets deployed.
Stock specification	SS	M ¹²	Stock value as listed in Appendix 3. Ex NOR01
Catch species live weight	CA	M ¹³	Total quantity by species from this fishing operation (including undersized catch), in pairs as needed, FAO species code (SN), Live weight in kilograms (WT).
Pumping from	TF	M ¹⁴	Radio call sign of the vessel that is pumped from

⁸ Mandatory only when trawling

⁹ Mandatory only when fishing with gears with meshes (trawls, gill net and purse seine)

¹⁰ Mandatory only if there are problems

¹¹ Mandatory only for long line, or gillnets

¹² Mandatory only if the data element AC is FIS and the catch (CA) contains any of the stocks listed in appendix 3

¹³ Mandatory only if any catch was taken

¹⁴ Mandatory only if pumping from another vessels gear.

CATCH ON EXIT REPORT (COX)

Format used in communication between FMCs

Data Element:	Code:	Mandatory / Optional	Remarks:
Header fields provided by the FMC when forwarding the report.			
Header fields provided by the master and forwarded by the FMC			
Type of Message	TM	M	Message type, "COX"
Elements below are specific for this report type, prepared by the master and forwarded by the FMC			
Port	PO	O	Code of port (ISO alpha-2 country code + 3 letter port code) based on the UN/LOCODE (the United Nations code for Trade and Transport Locations) http://www.unece.org/cefact/codesfortrade/codes_index.htm EU extended port codes list is available under the following URL: http://ec.europa.eu/fisheries/cfp/control/codes/index_en.htm



CONTROL POINT/AREA REPORT (CON)

Format used in communication between FMCs

Data Element:	Code:	Mandatory / Optional	Remarks:
Header fields provided by the FMC when forwarding the report.			
Header fields provided by the master and forwarded by the FMC			
Type of Message	TM	M	Message type, "CON"
Elements below are specific for this report type, prepared by the master and forwarded by the FMC			
Name of Control point/area	CP	M	Name of Control point/area (codes see Appendix 4)
Latitude	LT	M ¹⁵	estimated control area latitude in decimal format (WGS84)
Longitude	LG	M ¹⁶	estimated control area longitude in decimal format (WGS84)
Predicted date	PD	M	date UTC when the master intends to arrive at the control point/area (YYYYMMDD)
Predicted time	PT	M	time UTC when the master intends to arrive at the control point/area (HHMM)



¹⁵ Mandatory if the element CP is a control area

¹⁶ Mandatory if the element CP is a control area



LANDING DECLARATION (LAN)¹⁷

Format used in communication between FMCs

Data Element:	Code:	Mandatory / Optional	Remarks:
Header fields provided by the FMC when forwarding the report.			
Header fields provided by the master and forwarded by the FMC			
Type of Message	TM	M	Message type, "LAN"
Elements below are specific for this report type, prepared by the master and forwarded by the FMC			
Date of Landing	DL	M	UTC date when the landing starts (YYYYMMDD)
Time of Landing	HL	M	UTC time when the landing starts (HHMM)
Landing Port	PO	M	Code of port (ISO alpha-2 country code + 3 letter port code) based on the UN/LOCODE (the United Nations code for Trade and Transport Locations) http://www.unece.org/cefact/codesfortrade/codes_index.htm EU extended port codes list is available under the following URL: http://ec.europa.eu/fisheries/cfp/control/codes/index_en.htm
Landed Catch	LC	M	Species (FAO code) (SN) Catch Area (ICES division) (RA) Economic Zone (EZ)(Alpha-3 ISO country code and user assigned codes (Appendix 6) State of preservation (PS) (Fish Preservation List (URL: http://ec.europa.eu/fisheries/cfp/control/codes/index_en.htm) Landed quantity (Product weight in kilograms) (NE) Presentation (PR) (URL: http://ec.europa.eu/fisheries/cfp/control/codes/index_en.htm) Type of packaging (TY) (URL: http://ec.europa.eu/fisheries/cfp/control/codes/index_en.htm) Number of packaging units (NU) Average weight per unit of packing (AW)

¹⁷ Mandatory if landing in Community port

PORT REPORT (POR)

Format used in communication between FMCs

Data Element:	Code:	Mandatory / Optional	Remarks:
Header fields provided by the FMC when forwarding the report.			
Header fields provided by the master and forwarded by the FMC			
Type of Message	TM	M	Message type, "POR"
Elements below are specific for this report type, prepared by the master and forwarded by the FMC			
Quantity On Board species live weight	OB	M	Quantity by species on board before landing, in pairs as needed, FAO species code (SN) Live weight in kilograms (WT)
Quantity on-loaded or off-loaded species live weight	KG	M	Quantity by species to be landed in pairs as needed (including undersized catch), FAO species code (SN) Live weight in kilograms (WT)
Port	PO	M	Code of port (ISO alpha-2 country code + 3 letter port code) based on the UN/LOCODE (the United Nations code for Trade and Transport Locations) http://www.unece.org/cefact/codesfortrade/codes_index.htm EU extended port codes list is available under the following URL: http://ec.europa.eu/fisheries/cfp/control/codes/index_en.htm
Landsite	LS	M ¹⁸	Name of buyer or other specifications describing exactly where in the Port the landing will take place, given in free text (max 100 characters)
Predicted date	PD	M	estimated date UTC for coming to port (YYYYMMDD)
Predicted time	PT	M	estimated time UTC for coming to port (HHMM)

¹⁸ Mandatory if landing




TRANSHIPMENT REPORT (TRA)

Format used in communication between FMCs

Data Element:	Code:	Mandatory / Optional	Remarks:
Header fields provided by the FMC when forwarding the report.			
Header fields provided by the master and forwarded by the FMC			
Type of Message	TM	M	Message type, "TRA"
Elements below are specific for this report type, prepared by the master and forwarded by the FMC			
Quantity On Board species live weight	OB	M	Quantity by species on board before the transhipment, in pairs as needed, FAO species code (SN) Live weight in kilograms (WT)
Quantity on-loaded or off-loaded species live weight	KG	M	Quantity by species on-loaded or off-loaded within waters under the jurisdiction of relevant coastal state, in pairs as needed (included undersized catch), FAO species code (SN) Live weight in kilograms (WT)
Latitude	LT	M ¹⁹	estimated latitude for the transhipment in decimal format (WGS84)
Longitude	LG	M ²⁰	estimated longitude for the transhipment in decimal format (WGS84)
Predicted date	PD	M ²¹	estimated date UTC for the transhipment (YYYYMMDD)
Predicted time	PT	M ²²	estimated time UTC for the transhipment (HHMM)
Transhipped To	TT	M ²³	International radio call sign of the receiving vessel
Transhipped From	TF	M ²⁴	International radio call sign of the donor vessel
Port	PO	M ²⁵	Port code where the transhipment will take place. Code of port (ISO alpha-2 country code + 3 letter port code) based on the UN/LOCODE (the United Nations code for Trade and Transport Locations) http://www.unece.org/cefact/codesfortrade/codes_index.htm EU extended port codes list is available under the following URL: http://ec.europa.eu/fisheries/cfp/control/codes/index_en.htm

¹⁹ Optional for reports sent by the receiving vessel after the transhipment

²⁰ Optional for reports sent by the receiving vessel after the transhipment

²¹ Optional for reports sent by the receiving vessel after the transhipment

²² Optional for reports sent by the receiving vessel after the transhipment

²³ Whichever one is appropriate, all vessels taking part in the transhipment operation have to send TRA report.

²⁴ Whichever one is appropriate, all vessels taking part in the transhipment operation have to send TRA report.

²⁵ Mandatory for the donor vessel if the transhipment occurs at a EU port




AUDIT REPORT USED FOR TESTING – AUD

Format used in communication between FMCs

Data Element:	Code:	Mandatory / Optional	Remarks:
Header fields provided by the FMC when forwarding the report.			
Header fields provided by the master and forwarded by the FMC			
Type of Message	TM	M	message type, "AUD"
Elements below are specific for this report type, prepared by the master and forwarded by the FMC			
Free text	MS	M ²⁶	Free text string

²⁶ Note that a FMC has no obligation to check this element unless this has been specially agreed before sending the report.

RETURN MESSAGE FORMAT USED BETWEEN FMCs (RET)

Data Element	Field Code	Mandatory/Optional	Remarks
Address	AD	M	Destination Party Alpha-3 ISO country code.
From	FR	M	Alpha-3 ISO country code of the Party sending the return message. See Appendix 6: Alpha-3 ISO country code and user assigned codes
Radio Call sign	RC	M	International radio call sign of the vessel , copied from the report which is received
Sequence number	SQ	M ²⁷	Serial number of the report from the vessel in the relevant year, copied from the report which is received
Type of Message	TM	M	Message type "RET" for return message
Return Status	RS	M	Code showing whether the message is acknowledged or not (ACK or NAK)
Return error code	RE	O	Number showing the type of error see appendix 1
Previous record number	RX	M ²⁸	Previous record number copied from the report which is received
Record Number	RN	M	Record number copied from the report which is received
Test indicator	TE	M ²⁹	Test indicator copied from the report which is received
Date	DA	M	UTC date of transmission of the RET message (YYYYMMDD)
Time	TI	M	UTC time of transmission of the RET message (HHMM)
Comment	MS	O	Optional free text

²⁷ Mandatory only if SQ is given in the report from the vessel

²⁸ Mandatory only if RX is given in the report received

²⁹ Mandatory only if TE is given in the report received.




DELETE MESSAGE FORMAT USED BETWEEN FMCs (DEL)

Data Element:	Code:	Mandatory Optional	Remarks:
Header fields provided by the FMC when forwarding the report.			
Test indicator	TE	O	The master can send test reports, but it is the FMC that should decide if such report shall be forwarded. The presence of this field indicates that the message is a test report. Only to be used in the acceptance environment.
From	FR	M	The transmitting Party Alpha-3 ISO country code
Record Number	RN	M	Format as defined in point 9.4.5 of this agreed record
Record Date	RD	M	UTC date of transmission from the FMC (YYYYMMDD)
Record Time	RT	M	UTC time of transmission from the FMC (HHMM)
Previous record number	RX	M	In the case of a correction or cancellation, this field value will be the previous record number which shall be corrected or cancelled as defined in point 9.4.5 of this agreed record
FMC marking	FM	M ³⁰	FMC marking as defined in Appendix 5
Header fields provided by the master and forwarded by the FMC			
Address	AD	M	Destination code XEU or NOR
Radio Call sign	RC	M	International radio call sign of the vessel
Date	DA	O	UTC date of transmission from the vessel (YYYYMMDD)
Time	TI	O	UTC time of transmission from the vessel (HHMM)
Sequence number	SQ	O	Serial number of the report from the vessel to the Coastal state in the relevant year

³⁰ Mandatory only in the situations described in Appendix 5.

APPENDIX 1

Error code		
Not acknowledged Further investigation is needed	Acknowledged with warning	Cause
100	100	Unspecified error (the RS field will indicate whether the report has been acknowledged or not acknowledged)
101		Message unreadable
102		Data value or size is wrong
104		Mandatory data missing
106		Unauthorised data source
	150	Sequence error
151		Date forward in time
152		Data is too old.
	301	DCA prior to COE
	302	TRA received before COE
	303	COX received before COE
501		No matching report to cancel/correct
502		This report is a duplicate and has got the status Not Acknowledged (NAK), because this was the status given when received earlier.
	503	This report is a duplicate and has got the status Acknowledged (ACK) because that was the status given when received earlier.
504		The first DCA report for this day was generated after the deadline for generating DCA reports.
505		The cancellation or correction could not be completed due to exceeding the deadline for generating such report.
506		The record number is received earlier, but the report differs and is not sent as a correction or cancellation.
	507	The report was Acknowledged (ACK) after manual handling at the FMC.
511		This report shall be corrected. (This code shall be sent together with a new version of a DCA report to show that the DCA report with this RN shall be corrected). This code is not needed when using XML as the

		exchange format.
	512	The previous report is corrected
513		The previous report cannot be corrected due to error
	514	This report has a lower version number than a previously accepted report (Used only when version numbers are given).
521		This report shall be cancelled (This code shall be given for the cancellation of a report with this RN) This code is not needed when using XML as the exchange format.
	522	The previous report is cancelled
523		The previous report cannot be cancelled due to error
530		Not implemented (for example, a test report is received , but an advanced test system is not implemented, or a query was received, but the PULL mechanism is not yet implemented)

Bold error codes indicate possible error codes which may be exchanged between FMCs.

The RE coded with numbers less than 500 except 100 and 152 are from the NEAFC system and is also used between EU and NOR in the ERS system. The list of RE codes may increase during the implementation period.

APPENDIX 2
Main vessel activities

Code	Definition
ANC	Anchoring
DRI	Drifting
FIS	Fishing
GUD	Guard ship
HAU	Hauling
PRO	Processing
REL	Catch relocation
SCR	Scientific research
STE	Cruising/Steaming
TRX	Transshipping
OTH	Other

APPENDIX 3

List of stock codes used in the SS field in the DCA report:

Stock code	Norwegian species code	Name English	Name Scientific
NOR01	061101	Norwegian spring spawning herring	Clupea harengus
NOR02	061104	North Sea herring	Clupea harengus

APPENDIX 4

List of Norwegian Control points/areas:

Name of Control point	Code
ALPHA	A
BRAVO	B
CHARLIE	C
DELTA	D
ECHO	E
FOXTROT	F
GOLF	G
HOTEL	H
Name of Control area	Code
Area 1	1
Area 2	2
Area 3	3

List of EU Control areas:

Name of Control area	Code
Blue Whiting (48 E2 in zone VIa)	WHBA
Blue Whiting (46 E6 in zone Iva)	WHBB
Blue Whiting (48 E8, 49 E8 or 50 E8 in zone Iva)	WHBC
Mackerel (48 E2 in Division VIa)	MACA
Mackerel (50 F1 in Division IVa)	MACB
Mackerel (46 F1 in Division IVa)	MACC

APPENDIX 5
FMC marking (FM)

Code	Description
D	Reports sent delayed and without changes from the FMC. Example: D
C	Reports corrected or cancelled by the FMC. Example: C
M	Reports manually registered by the FMC. Example: M



APPENDIX 6

Alpha-3 ISO country code and user assigned codes

Zone	ISO-3 code
EU zone	XEU
Norwegian Economic Zone	NOR
Fisheries Protection Zone around Svalbard	XSV
Fisheries zone around Jan Mayen	XJM
Icelandic zone	ISL
Russian zone	RUS
Greenland zone	GRL
Faroese zone	FRO
NEAFC Regulatory Area	XNE
NAFO Regulatory Area	XNW
CCAMLR Regulatory Area	XCA

ANNEX II

Data exchange using XML and Web Service

- a. XML format for data reports in Annex I and an *HTTPS* Web Service for data exchange should be used. Official certificates, including client certificates, should be used for mutual authentication.
- b. The Common Regional ERS Web Service (CREWS), as described below and in Figure 1, should be used for implementation of the ERS data exchange between the parties.
- c. As many codes as possible must be put in a common code.xsd to simplify the verification of data. International codes should when possible be used.
- d. The system must allow for creating, correcting, and cancelling reports.
- e. Return messages with appropriate error codes must be generated using both XSD validation and more logical testing done in the FMC's own systems.
- f. In order to guarantee interoperability between system implementations, a Basic Profile must be chosen from the WS-I deliverables to ensure minimal compliance (for example, Basic Profile 1.0 or 1.1)
- g. The XSDs shall use the normal `xs:dateTime` data type (for example `RDRT="2010-01-17T09:30Z"`) instead of the `YYYYMMDD` and `HHMM` formats described in Annex I for all date and time fields.

One web service, defined in the WSDL, with the following methods should be used:

```
createERS(ERS)
updateERS(ERS)
deleteERS(DEL)
createRET(RET)

queryERS(QUE)
putQueryResults(RSP)
```

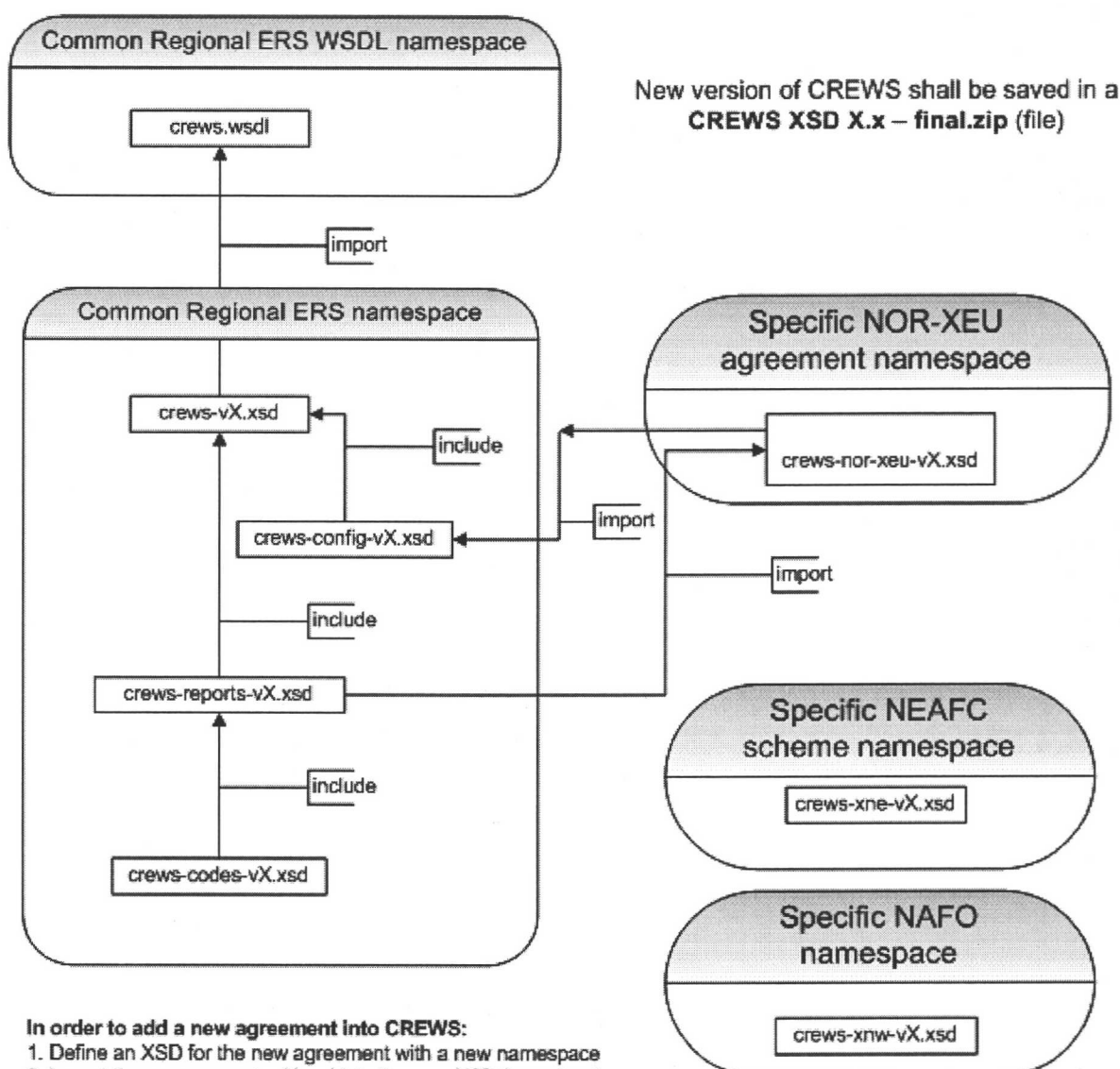
All of the above methods will return the time the message or report was received. . Furthermore, `createERS`, `updateERS`, `deleteERS` and `queryERS` will all throw a SOAP fault (based on SOAP version 1.1 as defined by the Basic Profile, see section 9.3.2) if the asynchronous response at the application level is not possible (missing FR, CRN, etc.). The correlation id for the asynchronous nature will be defined as the CREWS record number (for the CREWS record number definition please refer to CRN section 9.3.5).

ERS used both in createERS and updateERS is the header elements plus the different reports defined in Annex I sent one by one without the TM field.

DEL used for deleteERS is defined in Annex I using some of the header data elements.

RET used for createRET is defined in Annex I (The TM filed is not entered).

For more details look into the WSDL and XSDs.



Picture 1: Web Service to be used in the new EU NOR Electronic Reporting System (v.X will be a version number).

This figure shows how the use of different namespaces can allow for a system where the common reports and all the codes are placed in a common namespace. All reports only occurring in a smaller context can be placed in their own namespaces. This makes it

possible to have a flexible system where different needs for different parties can be met in the same environment.

Namespace changes will occur when updating a schema to a new major version (for example when updating version 1.x to version 2.0). No namespace changes will occur for minor version updates (for example version 1.1 updated to 1.2).

uz

M

ANNEX III

FMC CONTACT POINTS IN THE COMMISSION, THE MEMBER STATES AND NORWAY

COMMISSION

- 1) Name of the authority: European Commission
- 2) Address of the authority: Joseph II street 99
- 3) Name and position of the ERS contact person:
Main: Maris Stulgis
Substitute (technical issues): Patrick Renson
- 4) Phone No of the ERS contact person: +3222986991 (M. Stulgis) and + 3222993372 (P.Renson)
- 5) Fax No of the ERS contact person: +322 2963985
- 6) E-mail of the ERS contact person:
1st maris.stulgis@ec.europa.eu
2nd Patrick.renson@ec.europa.eu
- 7) 24/7 contacts
Phone :
e-mail : see above

NORWAY

- 1) Name of the authority: Directorate of Fisheries
- 2) Address of the authority: Strandgaten 229, Po 5804 Bergen
- 3) Name and position of the ERS contact person (and substitute):
Main: Anders Østreim, Head of Section
Substitute: Jens Wathne, Senior Adviser
- 4) Phone No of the ERS contact person(and substitute):
Main: / Substitute: +47 974 32 799 / +47 974 32 702
- 5) Fax No of the ERS contact person (and substitute): +47 55 23 82 76
- 6) E-mail of the ERS contact person (and substitute): anders.ostreim@fiskeridir.no / jens.wathne@fiskeridir.no
- 7) 24/7 contacts
Main / Substitute:
Phone : +47 55 23 83 36
e-mail : FMC@fiskeridir.no

BELGIUM

- 1) Name of the authority: Dienst Zeevisserij
- 2) Address of the authority: Vrijhavenstraat,5, 8400 Oostende, Belgium
- 3) Name and position of the ERS contact person : Eddy Tessens, data manager
substitute : Jean-François Verhegghen, head of inspection
- 4) Phone nrs : +32/59/43.19.30; substitute : +32/59/43.19.24
- 5) Fax nr : +32/59/43.19.22
- 6) E-mail : eddy.tessens@lv.vlaanderen.be ; substitute : jean-francois.verhegghen@lv.vlaanderen.be
- 7) 24/7 contacts
Phone :
e-mail :

DENMARK

- 1) Name of the authority: The Danish Agrifish Agency
- 2) Address of the authority: Nyropsgade 30, DK-1780 Copenhagen V
- 3) Name and position of the ERS contact person (and substitute):
Main: Gert Thostrup, Senior advisor
Substitute: Troels Pade, Head of Unit
- 4) Phone No of the ERS contact person (and substitute):
Main: +45 72 18 59 10 / Substitute: +45 72 18 59 15
- 5) Fax No of the ERS contact person (and substitute):
- 6) E-mail of the ERS contact person (and substitute):
Main: gkt@naturerhverv.dk / Substitute: tpa@naturerhverv.dk
- 7) 24/7 contacts
The Danish FMC, Auktionsgade 9, DK-6700 Esbjerg
Phone : +45 72 18 56 08 / +45 72 18 56 09
e-mail : FMC@naturerhverv.dk

FRANCE

- 1) Direction des Pêches Maritimes et de l'Aquaculture
- 2) 3 place de Fontenoy - 75007 PARIS 07SP - FRANCE
- 3) Cédric INDJIRDJIAN – Chef du Bureau du Contrôle des Pêches
- 4) +33 149558251
- 5) +33 149558200
- 6) -cedric.indjirdjian@agriculture.gouv.fr

Substitute :

- 1) Direction des Pêches Maritimes et de l'Aquaculture
- 2) 3 place de Fontenoy - 75007 PARIS 07SP - FRANCE
- 3) Olivier FORNER – Chef de la Mission des Systèmes d'Information des Pêches et de l'Aquaculture
- 4) +33 149558262
- 5) +33 149558200
- 6) olivier.forner@agriculture.gouv.fr
- 7) 24/7 contacts
Phone :
e-mail :

GERMANY

- 1) Bundesanstalt für Landwirtschaft und Ernährung (BLE)
 - 2) Haubachstraße 86, 22765 Hamburg, Germany
 - 3) Main: Mr Lutz Wessendorf;
Substitute: 1) Mr Wolfgang Wern; 2) Ms Bettina Gromke
 - 4) Main: +49-40-306860 565
Substitute: 1) +49-40-306860 511; 2) +49-40-306860 506
 - 5) Fax: +49-40-306860 60
 - 6) Lutz.Wessendorf@ble.de
Wolfgang.Wern@ble.de
Bettina.Gromke@ble.de
 - 7) 24/7 contacts
- Phone :
e-mail :

IRELAND

- 1) Name of the authority: Sea Fisheries Protection Authority (SFPA)
 - 2) Address of the authority: Clogheen, Clonakilty, County Cork, Ireland.
 - 3) Name and position of the ERS contact person (and substitute):
Patrick Allen, (ERS Project Manager) & Jim Shalloo (ERS Project Team)
 - 4) Phone No of the ERS contact person: +3532359300 (main & substitute)
 - 5) Fax No of the ERS contact person: +3532359720 (main & substitute)
 - 6) E-mail of the ERS contact person (and substitute): patrick.allen@sfpa.ie (and jim.shalloo@sfpa.ie)
 - 7) 24/7 contacts (FMC Ireland)
- Phone : +353214378752
e-mail : fmcireland@defenceforces.ie

NETHERLANDS

- 1) Name of the authority: Algemene Inspectiedienst
 - 2) Address of the authority: Poststraat 15, 6461 AW Kerkrade
 - 3) Name and position of the ERS contact person (and substitute):
Gerard J.M.Reijmer: g.j.Reijmer@minlnv.nl mobile: 0031 61503 4933
Koos D.L. Parlevliet: j.d.l.parlevliet@minlnv.nl, mob. 0031 65313 3906
 - 4) Phone No of the ERS contact person (and substitute): AID VMS: 0031-45 54 66 222
 - 5) Fax No of the ERS contact person (and substitute): AID Kerkrade: 0031 45 54 61 011
 - 6) E-mail of the ERS contact person (and substitute): VMS@minlnv.nl; g.j.reijmer@minlnv.nl;
j.d.l.parlevliet@minlnv.nl
 - 7) 24/7 contacts
- Phone :
e-mail :

POLAND

- 1) Name: Ministry of Agriculture and Rural Development, Fisheries Department, FMC Gdynia
 - 2) Address: ul. Kołłątaja 1/508, 81-332 Gdynia, Poland
 - 3) Name and position: Zbigniew Grabowski, Head of FMC Gdynia
substitute: Michał Gradzik, expert in FMC Gdynia
 - 4) Phone: +48586603407, substitute: +48587356312
 - 5) Fax: +48587356314
 - 6) E-mail: zgrabowski@cmr.gov.pl, substitute: mgradzik@cmr.gov.pl
 - 7) 24/7 contacts
- Phone :
e-mail :

PORTUGAL

- 1) Name of the authority: Direcção-Geral das Pescas e Aquicultura
 - 2) Address of the authority: Av. Brasília, 1449-030 Lisboa, Portugal
 - 3) Name and position of the ERS contact person (and substitute):
Main: Paulo Gaudêncio, Head of Department
Substitute: Fernanda Silva, Senior Adviser
 - 4) Phone No of the ERS contact person (and substitute): +351 21 303 58 73
 - 5) Fax No of the ERS contact person (and substitute): +351 21 303 59 24
 - 6) E-mail of the ERS contact person (and substitute):
Main: pgaudencio@dgpa.min-agricultura.pt
Substitute: fsilva@dgpa.min-agricultura.pt
 - 7) 24/7 contacts
- Phone :
e-mail :

SPAIN

- 1) Subdirector General de Asuntos Comunitarios
- 2) Velazquez 144 - 2ª Planta - 28006 – Madrid
- 3) Jorge Sainz Elías
- 4) Ph: + 34 91 347 6035
- 5) FAX : + 34 91 347 6037
- 6) e-mail: jsainzel@mapya.es

Substitute:

- 1) Ministerio de Medio Ambiente, Medio Rural y Marino, Secretaria General del Mar
 - 2) Velazquez 144 - 2ª Planta 28006 - Madrid
 - 3) Iria Soto Tejedor, SG Asuntos Comunitarios
 - 4) Ph: 913476118;
 - 5) Fax: 913476037
 - 6) e-mail: isototej@mapya.es
 - 7) 24/7 contacts
- Phone :
e-mail :

SWEDEN

- 1) Swedish Agency for Marine and Water Management
 - 2) 404 39 Göteborg
 - 3) Main contact: Robin Lundgren, head of FMC
Substitute: Niclas Andreasson, System analyst
 - 4) Main: +46 10 698 60 00
Sub: +46 771 10 15 00
 - 5) Main and Sub.: +46 10 698 61 11
 - 6) fmc@havochvatten.se
niclas.andreasson@havochvatten.se
 - 7) 24/7 contacts
- Phone : +46 771 10 15 00
e-mail : fmc@havochvatten.se

UNITED KINGDOM

- 1) Marine Management Organisation
 - 2) Lancaster House, Hampshire Court, Newcastle, NE4 7YH, United Kingdom
 - 3) Ray Hedley (Head of English ERS Project Team)
Isobel Johnston (Coastal Operations)
 - 4) (RH) +44 (0) 191 376 2642
(IJ) +44 (0) 191 376 2642
 - 5) Fax +44 (0) 191 376 2501
 - 6) ray.hedley@marinemanagement.org.uk
Isobel.a.johnston@marinemanagement.org.uk
 - 7) General e-mail: ops@marinemanagement.org.uk
 - 8) 24/7 contacts
- Phone :
e-mail :

UK/Scotland

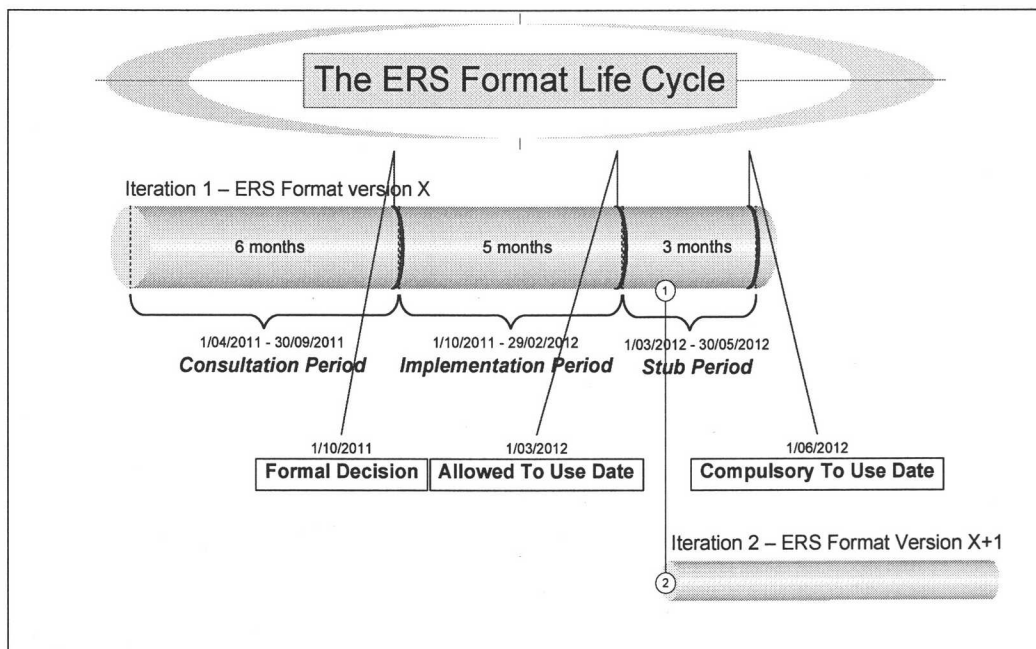
- 1) Marine Scotland (Compliance)
 - 2) Area 1a North, Victoria Quay, Leith, Edinburgh, UNITED KINGDOM EH14 6AF
 - 3) Mike Faulds (Project Management); Angie Warren (IT Management)
 - 4) Phone Numbers: Mike Faulds +44 (0)131 244 6078; Angie Warren +44 (0)131 244 6581
 - 5) Fax Number: +44 (0)131 244 6471
 - 6) Email: mike.faulds@scotland.gsi.gov.uk; angela.warren@scotland.gsi.gov.uk
 - 7) 24/7 contacts
- Phone :
e-mail :

ANNEX IV

ERS FORMAT LIFE CYCLE

- (1) Proposals to change the ERS format Parties may be introduced at any time. These proposals will be considered and treated by the ERS working group in accordance with the ERS life cycle explained below.
- (2) The new format version will be locked on the 1st of October of each year based upon the agreements reached between the parties. At that moment all information needed to implement the changes must be available (e.g. XSD, Change documentation etc). Remaining open issues will feed into the next life cycle.
- (3) The period up until 1 October will be referred to as the consultation period. The changes, agreed during the consultation period, will be implemented in the IT systems before 1st March the next year.
- (4) Testing between Flag and Coastal states, and testing of the vessel software (when relevant) is also to be done during the implementation phase. The practical planning will be determined on a case by case basis. This period will be referred to as the Implementation Period.
- (5) On 1st March, all parties have to be able to receive messages and send RET messages in the new version. This date is called the allowed to use (ATU) date which makes it possible (not obligatory) for the parties to use the new version.
- (6) On 1st June, The new version becomes the unique official EU-NOR ERS format and must be used in all transmissions between the parties. For sake of clarity, this date is called the compulsory to use (CTU) date.

Note: For future purposes, the systems of the parties must remain able to work with the old versions of the format until decided otherwise in agreement between both parties.



Picture 2: Time schedule of the ERS format life cycle